

# NAMRØL



## *Vera M3*

*Art. n°. M3*

Thank you for choosing NAMROL products.

The equipment you have purchased has been designed and manufactured to meet your present needs and, thanks to its in-built versatility and adaptability, your future needs too.

Before using this unit it is good practice to read this handbook carefully and keep it safely.

This will provide you with a full understanding of the unit, will allow you to make the best use of its potentiality and maintain top-level performance, safety and reliability throughout its working life.

And, whatever circumstance may arise, you can count on the professionalism of your NAMROL dealer, the expertise of his technicians and our reliability as constructors.

NAMROL MEDICAL

## TABLE OF CONTENTS

WARRANTY .....	Pag. 2
FOOT CONTROL .....	Pag. 3
TECHNICAL SPECIFICATIONS .....	Pag. 3
MOVEMENTS .....	Pag. 4
CLEANING AND DISINFECTION .....	Pag. 5
GENERAL INSTRUCTIONS .....	Pag. 5
WARNINGS .....	Pag. 5

## WARRANTY

The warranty will cover all parts NAMROL with a manufacturing defect (verified).

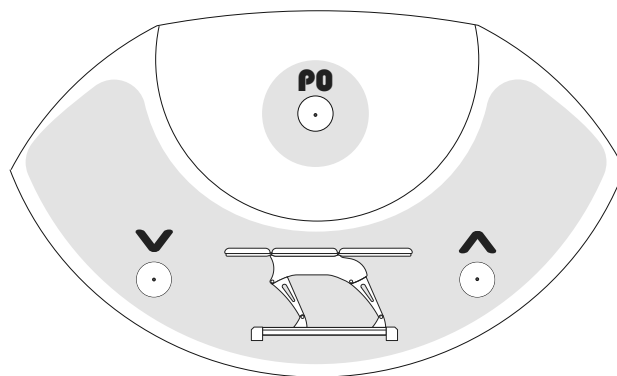
- 1.- Damage caused by transport in all its forms.
- 2.- Not cover defects caused by fall, blow or misuse of equipment.
- 3.- Deficiencies in the electrical installation of the clinic or home, such as short circuits or excessive voltage drops, etc.
- 4.- Use outside the conditions specified proper installation and operation in the accompanying user manual.
- 5.- Namrol or its authorized representative will repair or replace at its option, without charge, the components of this unit at its discretion appear to be defective.
- 6.- If you have damaged, altered or removed from the table identifications that this has.
- 7.- This warranty supersedes all other warranties expressed or implied, and expressly so not authorize any other person, partnership or association to take on our own any responsibility for our products. Nor will assume responsibility for any direct or indirect that may occur to the buyer, user or third parties.

**PO** Reset

**^** Positioning choice (up)

**v** Positioning choice (down)

**STOP** For emergency stop press any button.



## MOVING HEAD, BODY AND BACK

Actuate side handle and move the bodies to the desired position, release and it is locked.

## TABLE MOVEMENTS

To move the table, press up or down key

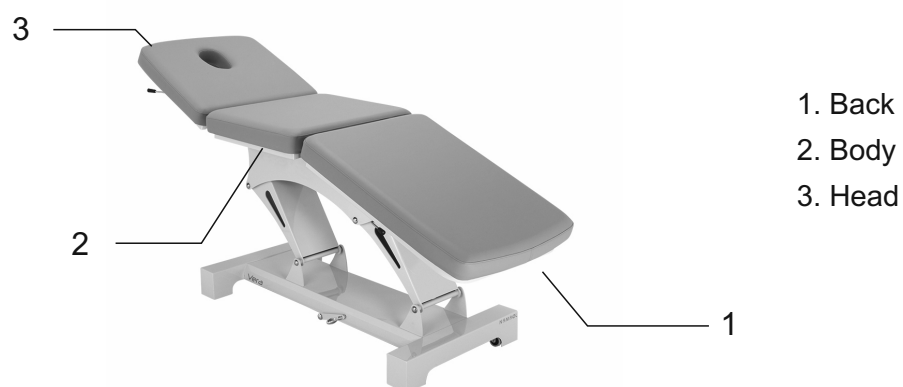
## PO BUTTON

To move the table to initial position, press one time PO.

To stop immediatly, press any button.

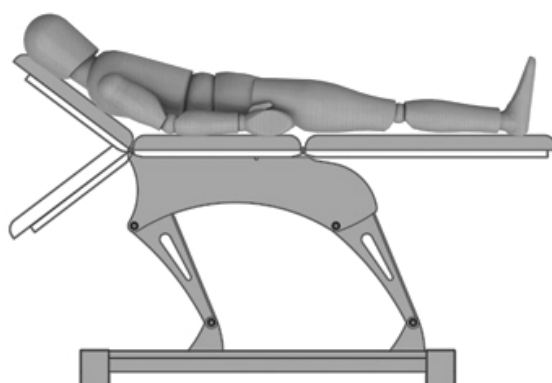
## VERA M3 TECHNICAL SPECIFICATION

Power supply	230 V AC monophase/50Hz
Operating voltage	24 voltios
Lifting motor	6000 N
Gas displacement piston head	800 N
Gas displacement piston back	800 N
Absortion table	3.0 A
Maximum lifting load	220 Kg
Maximum weight head	70 Kg
Maximum weight back	70 Kg
Table weight	77 Kg
Dimensions	670mm x 2.000mm x 570/930mm H.

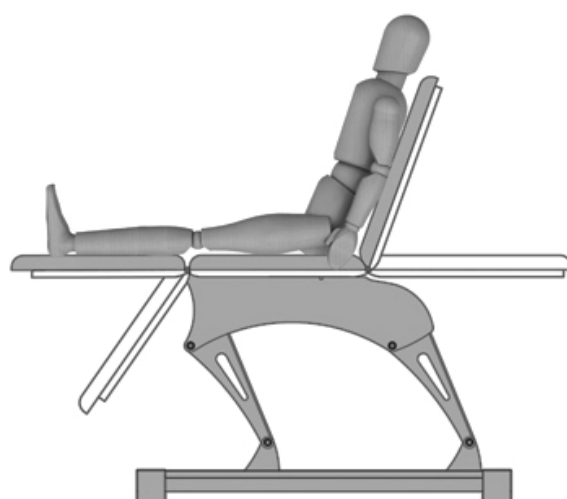


## BASIC POSITIONS PATIENT

All positions with gas piston movements



**POSITION 1:** Operate lever 3



**POSITION 3:** Operate lever 1 and 3

To clean and disinfect the external surfaces of the table (plastic, painted and upholstered parts) use standard commercially available disinfectants and check that the listed active substances do not exceed maximum concentrations indicated below:

- Glutaraldehyde 2%:10%
- Ethanol 96%:40%
- Formaldehyde:0.01%
- Glyoxal:0.15%
- Propanol:35%

### **WARNING!**

Do not exceed indicated concentrations. Do not use products containing alcohol, ammoniac, abrasive substances or benzene. Wipe disinfected areas with a wet cloth (disinfectants may attack surfaces even where diluted).

Apply products with a soft disinfectant-dampened cloth: do not spray the disinfectant directly onto equipment as it could infiltrate the unit/table and compromise proper operation.

NAMRØL cannot be held liable for any damages deriving from failure to observe the warnings and instructions contained in this handbook.

### **GENERAL INSTRUCTIONS**

- Keep the base constantly clean in order to avoid accumulation of organic deposits within the coverings and consequent stinking odours.
- Absolutely avoid pouring of liquids on the base; in case of accidental pouring, dry as soon as possible.

### **WARNINGS**

#### **Purpose of the table:**

The table is intended for professional. These tables have been designed and constructed for use with patients of all ages.

Neither the table can be used in presence of flammable anaesthetic gas mixtures.

When treating patients with pace-makers or similar devices the operator must take the necessary precautions: refer to the specific literature on the matter.

Do not exceed the loads indicated in the "technical specifications" section.

Do not remove the labels on any unit/table devices. Should these deteriorate replace them.

#### **Power supply:**

Make sure that the unit/table electrical power supply is powered via an external differential cut-out switch with a 10A current-carrying capacity and a 10mA trip threshold.

Make sure that table power supply is separate.

Make sure that the table power supply is fitted with an efficient grounding (earth) system and that wiring complies with the standards in force.

#### **Climate:**

Under extreme conditions (heat, cold, humidity) it is advisable to let a few hours pass between unpacking the equipment and using it for the first time. This precaution provides the time needed to eliminate any condensation that may have formed inside the packaging.

**NAMRØL**

**DECLARACIÓN DE CONFORMIDAD UE**  
*EU Declaration of Conformity*

**Reglamento de Productos Sanitarios 2017/745**  
*Medical Devices Regulation 2017/745*

**Fabricante:** NAMROL MEDICAL, S.L.  
*Manufacturer:*  
**Dirección:** C/. Progrés , 24-26  
*Address:* 08850, Gavá (Barcelona) Spain

Número de Registro Único  
*Single Registration Number (SRN):* ES-MF-000006718

**DECLARA BAJO SU RESPONSABILIDAD, QUE EL PRODUCTO:**  
*DECLARES UNDER ITS SOLE RESPONSIBILITY THAT THE:*

<b>Nombre comercial:</b> <i>Trademark:</i>	VERA				
<b>Producto:</b> <i>Product:</i>	CAMILLA TREATMENT BED				
<b>Código UDI-DI</b> <i>UDI-DI code:</i>	08437023142615	08437023142622	08437023142837	08437023142707	08437023142806
<b>REF:</b>	E2	M2	EP2	TP5	M6
<b>Código UDI-DI</b> <i>UDI-DI code:</i>	08437023142820	08437023142639	08437023142424	08437023142844	
<b>REF:</b>	E3	M3	T3	TP3	
<b>Finalidad prevista</b> <i>Intended purpose:</i>	Examen y tratamiento Examination and treatments				

**CUMPLE CON LOS REQUISITOS ESENCIALES DEL REGLAMENTO:**  
*CONFORMS WITH THE ESSENTIAL REQUIREMENTS OF THE REGULATION:*

**REGLAMENTO (UE) 2017/745**  
*Regulation (EU) 2017/745*

Reglamento de Productos Sanitarios  
*Medical Devices Regulation*

**Clasificación**  
*Classification*

**Clase I productos sanitarios**  
*Class I medical devices*

**Regla**  
*Rule*

**Regla 1, capítulo III, Anexo VIII**  
*Rule 1, chapter III, Annex VIII*

**Cumple con las siguientes normas internacionales:**

*Applied Standards in full or in part:*

EN 62366:2009	Dispositivos médicos. Aplicaciones de la ingeniería de aptitud de uso de dispositivos médicos. / <i>Medical devices–Application of usability Engineering to medical devices</i>
ISO 14971:2019	Aplicación de la gestión de riesgos a los productos sanitarios. / <i>Application of risk management to medical devices</i>
UNE-EN ISO 13485:2013	Productos sanitarios. Sistemas de gestión de la calidad. Requisitos para fines reglamentarios. / <i>Medical devices. Quality system control</i>
UNE-EN ISO 15223-1:2013	Productos Sanitarios. Símbolos a utilizar en las etiquetas, el etiquetado y la información a suministrar / <i>Graphical Symbols for use in the labelling of medical devices</i>
UNE EN 1041:2014	Información proporcionada por el fabricante de productos sanitarios / <i>Information supplied by the manufacturer with medical devices</i>
UNE-EN 60601-1 2012–	Parte 1: Requisitos generales para la seguridad básica y funcionamiento esencial. / <i>Part 1: General requirements for basic safety and essential performance</i>
UNE-EN 60601-1-2:2008	Equipos electromédicos. Parte 1-2: Requisitos particulares para la seguridad básica y características de funcionamiento esencial. Norma colateral: Compatibilidad SO 009 SOPORTE CON FRENO electromagnética. Requisitos y ensayos. / <i>Part 1-2: General requirements for basic safety and essential performance - Collateral Standard: Electromagnetic compatibility - Requirements and tests</i>

Nombre / *Name*: Guillermo Lorman

Firma / *Signature*:



Fecha / *Date*: 1/02/2024

Gavá, Barcelona

Cargo: Director General

*Position: General Manager*

# NAMRØL

C/ Progrés, 24 - 26  
08850 Gavá (Barcelona-Spain).  
Tels: 0034 93 637 47 47  
e-mail: [info@namrol.com](mailto:info@namrol.com)  
[www.namrol.com](http://www.namrol.com)